

DEVELOPING NATIONAL PREACHING MOVEMENTS

LOCAL TEAM
REQUEST LP

Conference requirements:

- National Team
- Langham Preaching Facilitator(s)
 - Expository preachers
 - Able to *teach* expository preaching!
 - Usually from international team
- Local workshop group leaders

Conferences

3 Core Elements:

- Model Expositions (plenary)
- Training Sessions (by level)
- Sermon Workshops (groups)

Preachers' Clubs

Local Facilitator Training

Regional Seminars

LEVEL 1

- Principles of Exposition

LEVEL 2

- Preaching OT

LEVEL 3

- Preaching NT

Langham Literature Support



CRAFTING A LANGHAM SEMINAR PROGRAMME

Model Exposition Plenaries
Level-specific Training
Workshops
Optional Plenaries

Level 1 Template - 4 nights

	Monday	Tuesday	Wednesday	Thursday	Friday		
7.45	<i>Arrivals</i>	Breakfast				<i>Departures</i>	
8.30		Prayer & Praise					
9.00		Exposition 1	Exposition 2	Exposition 3	Exposition 4		
10.00		Exposition Discussion Groups + Feedback/Questions to preacher					Final Questions / Prayer?
10.30		Coffee Break					
11.00		From text to sermon (1)	Workshops (sequence 1)	Personal workshop study (sequence 2)			
12.45		Meal					
		Free time					
15:00		From text to sermon (2) + intro to Workshops	Workshops report back (sequence 1)	Workshops (sequence 2)			
16:30		Tea break					
17:00		Personal workshop study (sequence 1)	Making Connections (bridge building)	Workshops report back (sequence 2)			
18.30		Meal					
19:30		Introductions & Overview Opening Plenary	Plenary	Growing as a preacher (support groups, personal development, study)	Plenary: Creating a national preaching movement		
21:00		Evening Drink					

Level 2 Template

	Monday	Tuesday	Wednesday	Thursday	Friday		
7.45	Arrivals	Breakfast				Departures	
8.30		Prayer & Praise					
9.00		Exposition 1	Exposition 2	Exposition 3	Exposition 4		
10.00		Exposition Discussion Groups + Feedback/Questions to preacher			Final Questions / Prayer?		
10.30		Coffee Break					
11.00		Preaching from the OT (1)	Preaching in different contexts	Personal study			
11.30				Workshops (sequence 2)			
12.45		Meal					
		Free time					
15:00		Preaching from the OT (2) + intro to Workshops	Workshops report back (sequence 1)	Workshops report back (sequence 2)			
16:30		Tea break					
17:00		Personal study	Preaching from the Epistles (1)	Delivering the Message			
17.30		Workshops (sequence 1)					
18.30		Meal					
19:30		Introductions & Overview Opening Plenary	Plenary	Preaching from the Epistles (2)	Plenary: Creating a national preaching movement		
21:00		Evening Drink					

Level 3 Template

	Monday	Tuesday	Wednesday	Thursday	Friday		
7.45	Arrivals	Breakfast				Departures	
8.30		Prayer & Praise					
9.00		Exposition 1	Exposition 2	Exposition 3	Exposition 4		
10.00		Exposition Discussion Groups + Feedback/Questions to preacher					Final Questions / Prayer?
10.30		Coffee Break					
11.00		Preaching from the Gospels (1)	Preaching from the Gospels (3)	Personal study			
11.30				Workshops (sequence 2)			
12.45		Meal					
		Free time					
15:00		Preaching from the Gospels (2) + intro to Workshops	Workshops report back (sequence 1)	Workshops report back (sequence 2)			
16:30		Tea break					
17:00		Personal study	Passing it on (1)	Passing it on (3)			
17.30		Workshops (sequence 1)					
18.30		Meal					
19.30		Introductions & Overview Opening Plenary	Plenary	Passing it on (2)	Plenary: Creating a national preaching movement		
21:00		Evening Drink					

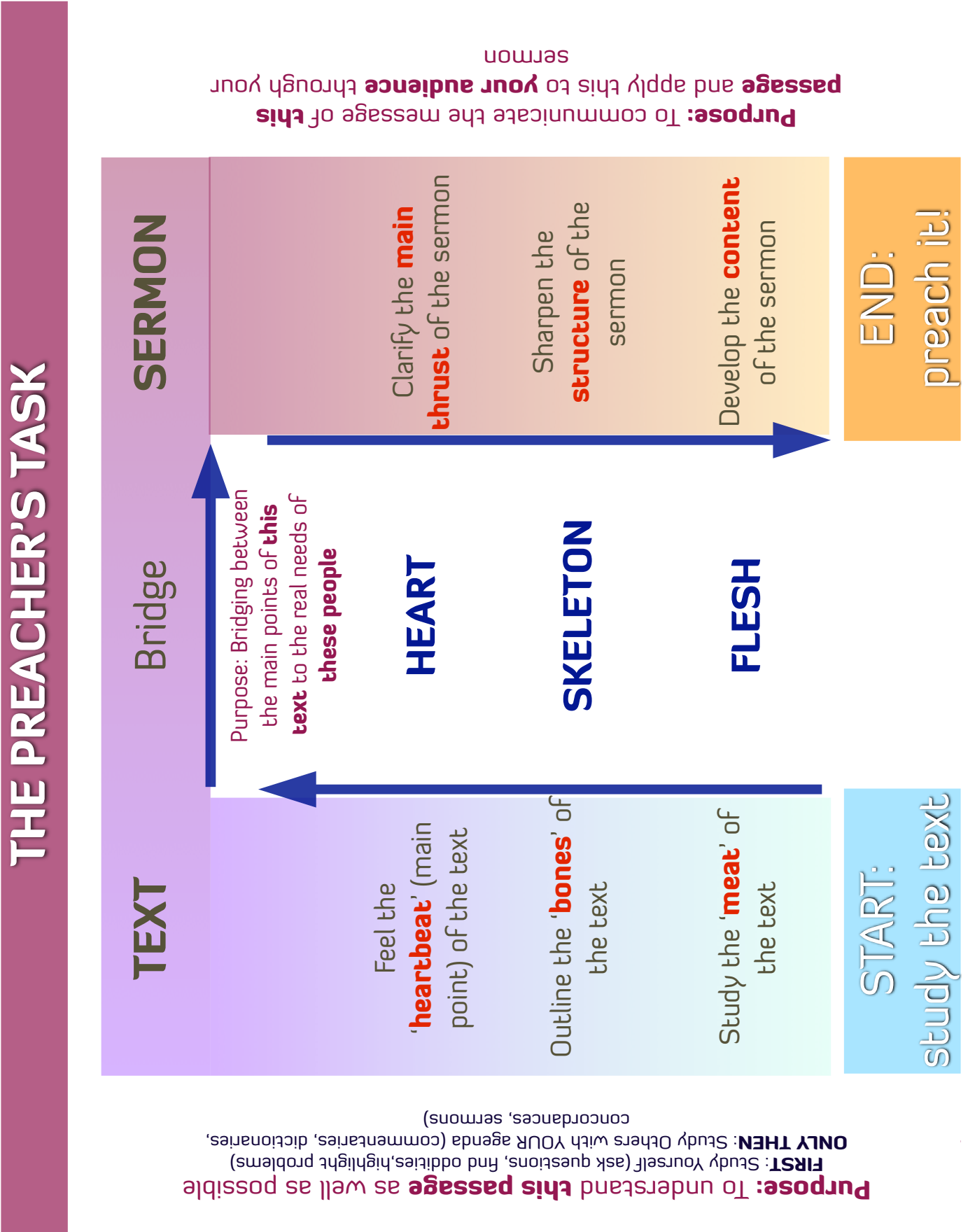
CRAFTING A LANGHAM SEMINAR PROGRAMME

Model Exposition Plenaries
Level-specific Training
Workshops
Optional Plenaries

Level 1 Template - 3 nights

		Tuesday	Thursday	Friday	
7.45	Arrivals	Breakfast			
8.30		Prayer & Praise			
9.00		From text to sermon (1)	Preaching in to the Real World	Closing Exposition 4	
10.30		Coffee Break			
11.00		From text to sermon (2) + intro to Workshops	Developing a National Preaching Movement	Departures	
12.30		Meal			
		Free time			
14:30		Personal workshop study (sequence 1)	Personal workshop study (sequence 2)		
15:00		Workshops (sequence 1)	Workshops (sequence 1)		
16:30		Tea break			
17:00	Welcome & Explanations	Workshops & report back (sequence 1)	Workshops & report back (sequence 2)		
18.30	Meal				
19:30	Exposition 1	Exposition 2 (Sequence 1) Then Feedback/Questions	Exposition 3 (Sequence 2) Then Feedback/Questions		
21:00	Evening Drink				

1: Summarising the Preacher's Task



2: A Systematic Approach to Sermon Planning

1. Understanding The Passage In Context		
Kind Of Literature	Historical Context (Author, Situation, People)	Editorial Context (What Comes Before And After)
2. Understanding The Passage In Detail (Exegesis)		
Key Words, Emphases, Contrasts, Links...Etc Flesh	Outline Structure And Flow Of Thought Skeleton	Main Theme, Main Point Of The Author Heart
3. Understanding The Passage In Relation To The Whole Bible : Connections With Other Bible Passages And Teaching		

3: Working on a Sermon Outline





Text: _____

Summarise the 'heartbeat' of the passage, the main point of your message (this should also affect your introduction and conclusion)




Verses:	Section 1	Section 2	Section 3
What is the link with the main theme?			
What must I explain?			
What other Bible references, if needed?			
What examples could I give?			
What application should I bring?			

4: Checklist for Biblical Sermon Evaluation





FAITHFULNESS

-  Did the sermon express the main point(s) of the passage of the Bible that was preached from? If so, how?
-  Did the sermon stay close to the text that was being preached from and explain what the original author meant? If so, how?
-  If other Bible texts were referred to, did they throw helpful light on the main text of the sermon, or did they distract from it and confuse people? If so, how?
-  Was the sermon faithful to the overall message of the biblical faith? That is, was it balanced and true to the whole of Scripture, or did the preacher misuse the text to push a narrow or unbalanced message that would not be supported by the rest of the Bible?

RELEVANCE

-  How did the preacher build bridges from the world of the biblical text preached from, to the world of today?
-  Were any illustrations that were used appropriate to your own context and helpful in explaining the relevance of the text? (or inappropriate and irrelevant!?)
-  In what other ways would you have applied this text if you had been preaching it?

CLARITY

-  Was the message clear?
-  If so, what methods did the speaker use to make the structure of the sermon clear?
-  If not, how could the speaker have made it more clear?
-  How did the speaker help you to follow and remember what was said?